


# LiveKids Story

<b>Level2 Story1</b>	<b>Duration: 40 minutes</b>	<b>Level: Elementary</b>
<b>Topic:</b> Baby Bear Looks for Happiness		<b>Goal:</b> Find Out Happiness
<b>Props and Aids:</b> <ol style="list-style-type: none"> <li>1. Present the book with PPT. (Equipment needed: a laptop/ computer, a projector, speakers)</li> <li>2. Realia for activities</li> <li>3. Handouts/ worksheets</li> </ol>		
<b>Teaching Steps</b>		
<b>Warm-up:</b>  <b>Lead-in Activity</b> <ol style="list-style-type: none"> <li>1. Ask students to read the title of the story.</li> <li>2. Have students share their experience about happiness.               <ol style="list-style-type: none"> <li>a. What is happiness?</li> <li>b. When do you think happiness is around you?</li> </ol> </li> </ol>		
<b>Picture Book(s): Baby Bear Looks for Happiness</b>  		
<b>Before the Story:</b>  <b>New Words:</b> have students be familiar with the new words. <b>Word Bank:</b> happiness/ woods/ field/ riverbank/ bear/ rabbit/ lamb/ sparrow/ fish/ carrot(s)/ grass/ taste/ fly/ jump/ wave/ swim/ bitter/ lovely/ painful/ dangerous/ tenderly/ forever		
<b>While telling the Story:</b>  <b>Focus on the sentence pattern:</b> <ul style="list-style-type: none"> <li>- What happiness looks like?</li> <li>- Happiness is like (_____) / Happiness happens when (_____)</li> </ul>		

**Extended Activities:****Activity1: What is your happiness like?**

1. Prepare some realia with flavors for tasting/smelling, such as fruit, vegetables, candies or essential oil...etc.
2. Cover the containers of the realia or cover students' eyes. Have students smell/ taste the material. Ask them to choose one which represents their happiness the most.
3. Have students give feedback with the main sentence pattern, "I think my happiness tastes/ smells like (\_\_\_\_)." "My happiness tastes/ smells like (\_\_\_\_) when I (do/make \_\_\_\_)."

**Activity2: My Perfect Day! (Optional) (appendix II)**

1. Divide students in pairs. Name students with A and B in each pair.
2. Have As share their best day in their life with Bs in one minute while Bs have to recode as much as they can.
3. When time is up, Bs take turn to share their best day with As.
4. Ask students if anyone wants to share the most interesting part they've just heard.
5. Check the usage of words and grammar errors while students sharing their ideas.
6. Give each student a handout. (Appendix II)
7. Have them design the perfect day of their own.


**Wrap-up:**


1. Have students do worksheet to review the story. (Appendix I)


# Appendix I

**LiveABC** LiveKids Story Series Worksheets Level 2





## Baby Bear Looks for Happiness

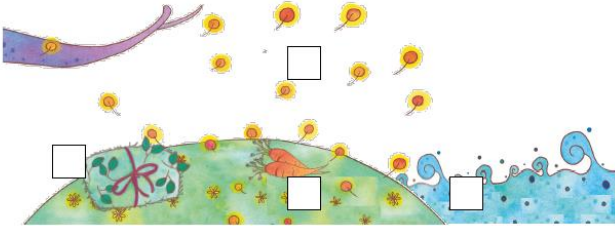
 is looking for \_\_\_\_\_.

 goes to the \_\_\_\_\_ and asks Little Fish.

\_\_\_\_\_ hug  tenderly.

Where do they find their happiness? Look and match.











**LiveABC** LiveKids Story Series Worksheets Level 2


## Baby Bear Looks for Happiness


What brings you happiness in your life?




Playing with friends  


Mom or Dad's hugs  


A good book  


Chocolate  


Going to school  


\_\_\_\_\_

What do you think?






Where does Baby Bear find his happiness?

What is happiness?

What do you do when you feel happy?

※此繪本為 LiveABC 出版之《LiveKids 英語生命教育故事繪本(二)》當中的 Story 1，欲購買此套書及相關配套請登入【購買教材】專區，或可上 LiveABC 官網直接訂購。



<b>Breakfast</b>	<b>My perfect breakfast:</b>	
<b>Morning Activity</b>	<b>My perfect plan:</b>	
<b>Lunch</b>	<b>My perfect lunch:</b>	
<b>Afternoon Activity</b>	<b>My perfect plan:</b>	
<b>Dinner</b>	<b>My perfect dinner:</b>	
<b>Evening Activity</b>	<b>My perfect plan:</b>	